

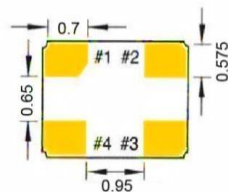
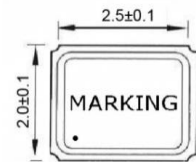
OSC-S22 Low Voltage Series : SMD Crystal Clock Oscillator 2.5x2.0

1.000 - 50.000MHz

● SPECIFICATION

Model	OSC-S22 Low Voltage Series		
Frequency range	1.000 ~ 50.000 MHz		
Storage temperature range	- 55°C ~ + 125°C		
Operation temperature range	- 10°C ~ + 70°C , - 40°C ~ + 85°C		
Frequency stability	±20 ppm ~ ±50ppm		
Power supply voltage	1.5V DC ±10%	1.2V DC ±5%	0.9V DC ±5%
Current consumption	2.000~9.999 MHz : 1.2mA max	2.000~9.999 MHz : 1mA max	2.000~9.999 MHz : 0.9mA max
	10.000~19.999 MHz : 1.2mA max	10.000~19.999 MHz : 1.2mA max	10.000~19.999 MHz : 1mA max
	20.000~31.999 MHz : 1.5mA max	10.000~31.999 MHz : 1.5mA max	10.000~31.999 MHz : 1.2mA max
	32.000~50.000 MHz : 1.5mA max	32.000~50.000 MHz : 1.5mA max	32.000~50.000 MHz : 1.2mA max
Output level	C-MOS		
Load	15pF max.		
Output voltage level	V _{OL} : 10% V _{DD} max. / V _{OH} : 90% V _{DD} min.		
Duty cycle	40% ~ 60% at 1/2 V _{DD}		
RISE / FALL TIME	2.000~9.999MHz : 3nS max	2.000~9.999MHz : 3nS max	2.000~9.999MHz : 4nS max
	10.000~19.999 MHz : 3nS max	10.000~19.999 MHz : 3nS max	10.000~19.999 MHz : 3nS max
	20.000~31.999 MHz : 2nS max	20.000~31.999 MHz : 2nS max	10.000~31.999 MHz : 2nS max
	32.000~50.000 MHz : 2nS max	32.000~50.000 MHz : 2nS max	32.000~50.000 MHz : 2nS max
AGING	±3ppm / Year		

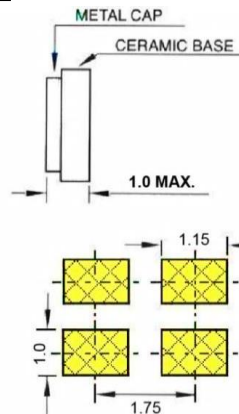
● DIMENSIONS (mm)



#1 : E/D #2 : GND
#4 : VDD #3 : OUTPUT

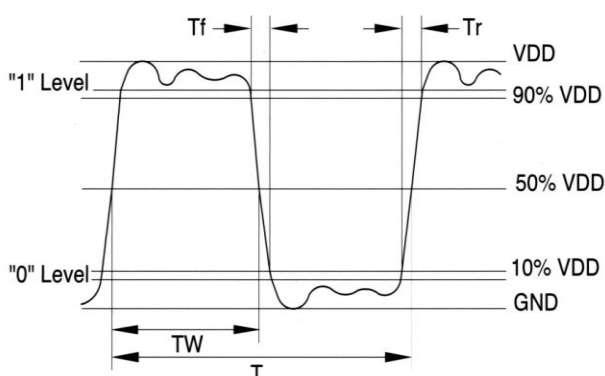
Bottom

S22

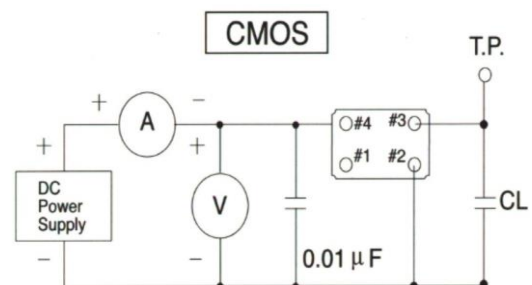


(Recommended Land Pattern)

● OUTPUT WAVEFORM



● TEST CIRCUIT



*** Because S22 series has no by pass capacitor.
So, we recommend our customer to use capacitor 0.01μF
in join Vcc and GND.