

YIC



2.4 GHz Patch Antenna with Cable and Connector **ATI2.4G2540-1.37-150**

Datasheet

1. Product Information

1.1 Product Description

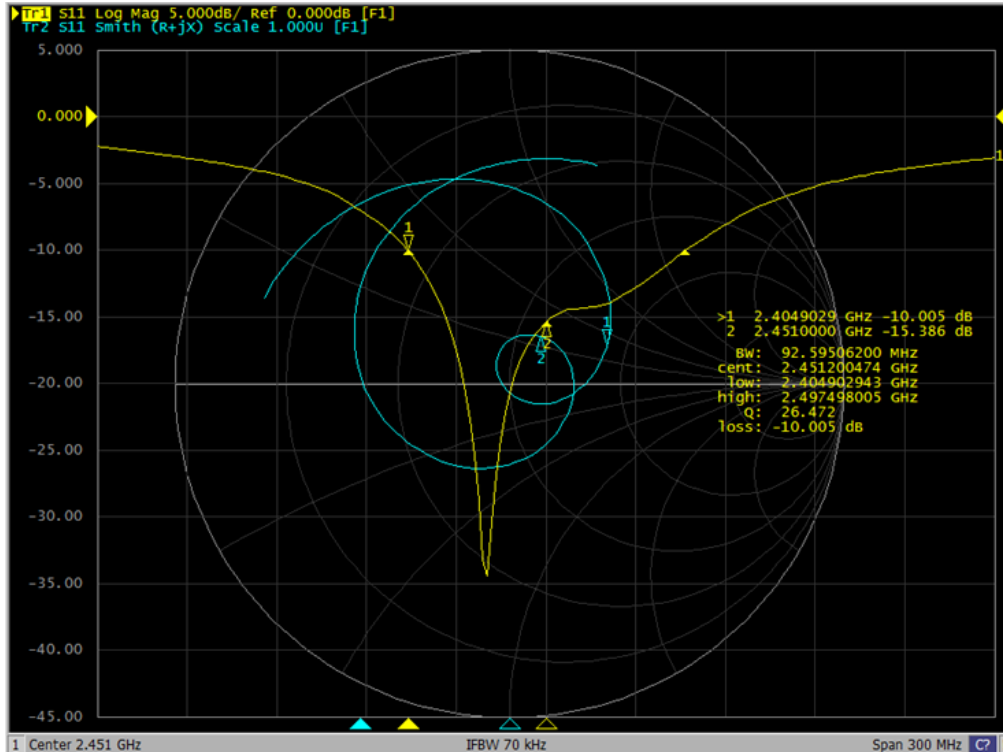
This specification covers the dielectric Patch antenna for Wi-Fi and Bluetooth.

2. Part NO. : ATI2.4G2540-1.37-150

3. Electrical Characteristics


Characteristics	SPEC
Work Frequency	2450 ± 50 MHz
Center Frequency (With PCB)	2451 ± 5MHz
Dimension	Patch Antenna: 25×25×4.5mm PCB: 24.8×24.8×0.8mm
VSWR	2450MHz: <2.5
Peak Gain	>0.5 dBi
Polarization	RHCP
Impedance	50 Ohm
Operating Temperature	-40°C to +85°C
Termination	Ag (Environmentally-Friendly Pb Free)
Connector	Ø1.37 150mm I-PEX(MHF) Cable

4. Typical Electrical Characteristics (T=25°C)




5. 2D Radiation Pattern

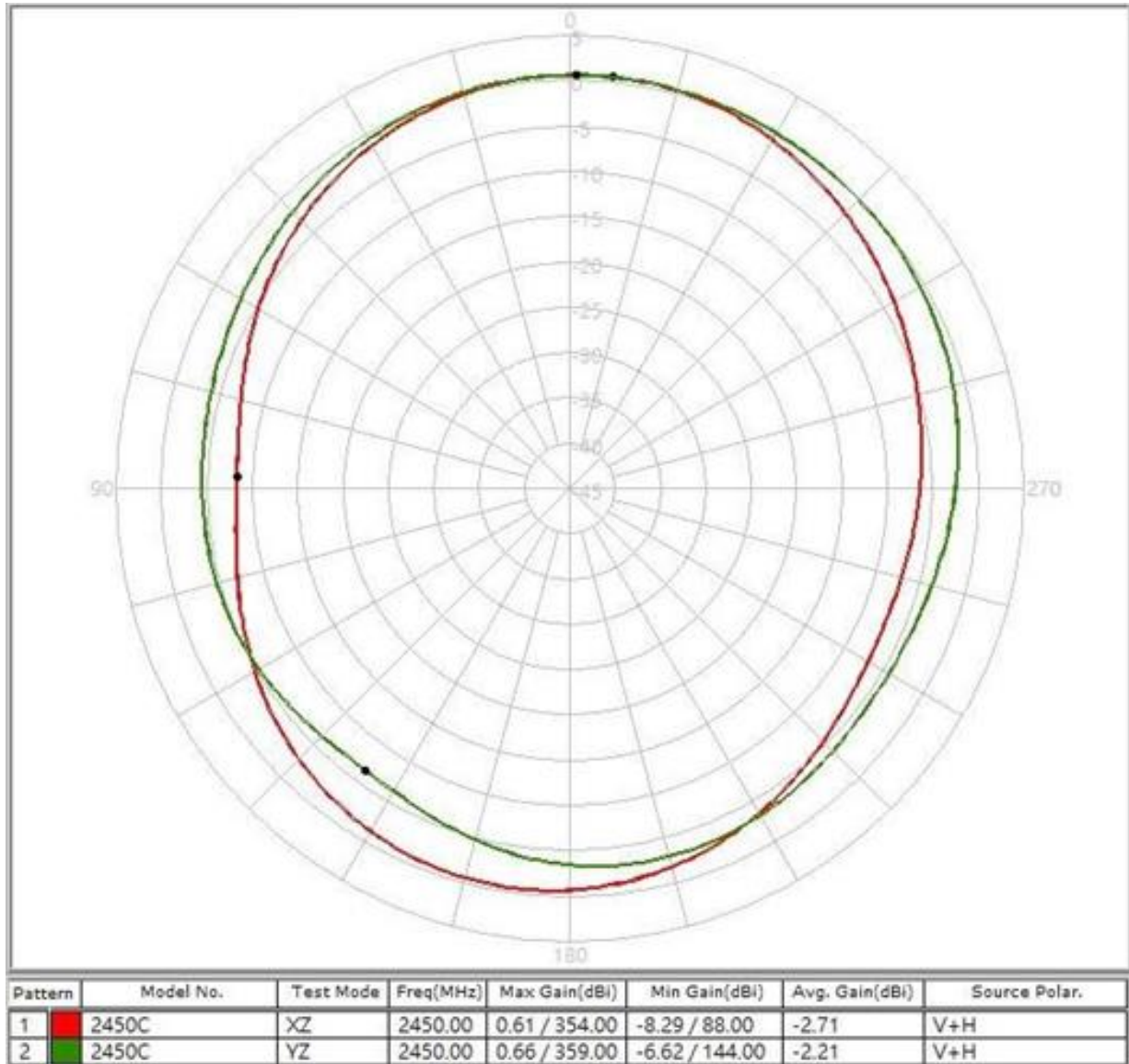
XZ-Plane



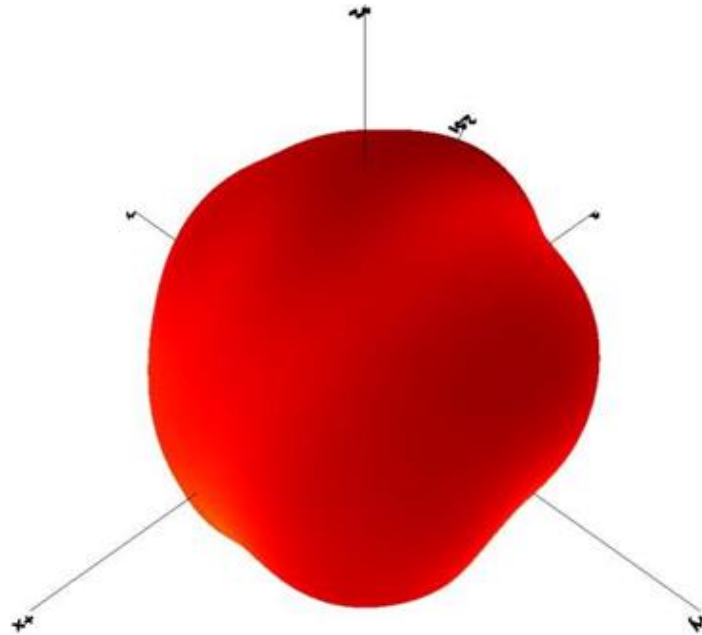
YZ-Plane



6. Gain Pattern Value



7. 3D Radiation Pattern



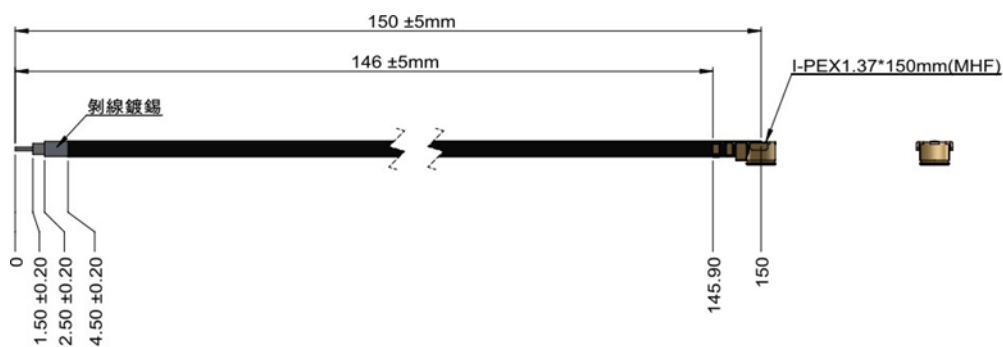
8. Operating Condition

Temperature	-40°C to +85°C
Humidity	10% to 95% RH

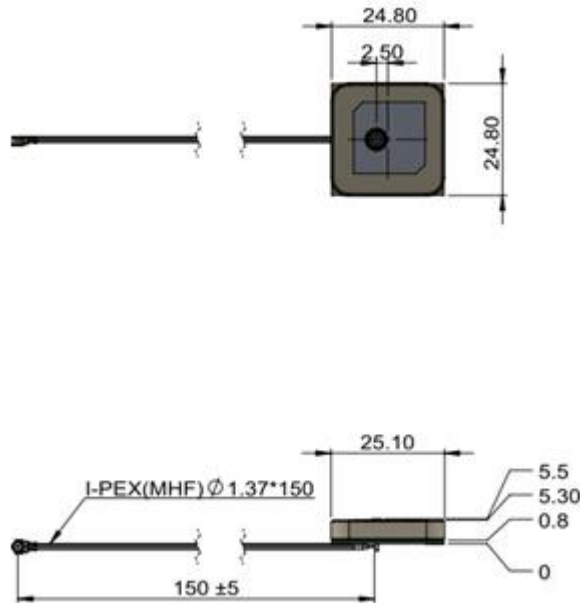
9. Storage Condition

Temperature	-40°C to +85°C
Humidity	10% to 95% RH

10. Coaxial cable Dimension



11. Outline



12. Note

1. This product specification guarantees the quality of our product as a single unit. Please make sure that your product is evaluated and confirmed against your specifications when our product is mounted to your product.
2. We cannot warrant against failure caused by any use of our product that deviates from the intended use as described in this product specification.
3. Electrostatic sensitive device Observe precautions for handling.